



**Griffco Valve Inc.**  
 6010 N.Bailey Ave, Ste 1B  
 Amherst, NY 14226  
 Phone: 1 800-474-3326  
 Fax: 1 716-835-0893

## GLASS CALIBRATION CYLINDERS



Griffco Borosilicate Glass Calibration Cylinders are designed to enhance the performance of chemical feed systems by providing a verification of the flow rate of the chemical feed pump. Constructed of borosilicate glass and a choice of 7 end cap materials, (PVC, CPVC, PP, PTFE, PVDF, 316 SS, A20) these cylinders are suitable for use with most chemicals. 9 sizes; 30 mL, 100 mL, 200 mL, 500 mL, 1000 mL, 2000 mL, 4000 mL, 10 L, 20 L.

### Features:

- High Reliability / Low Cost
- Borosilicate Glass Tube
- 5 End Cap Materials
- Easy Disassembly For Cleaning
- Protective Outer Shield
- High Contrast Graduation Markings
- US, Metric & GPH Scales
- Sealed Top with Overflow Connection

### Operation:

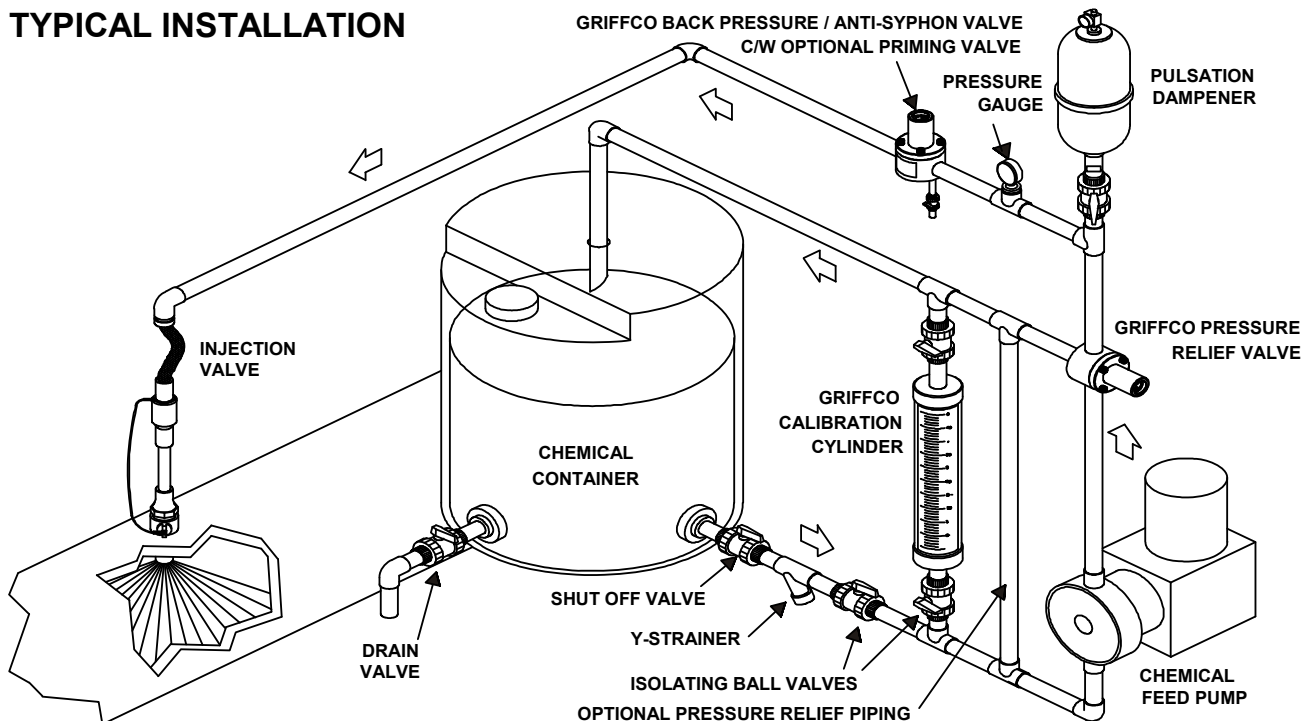
Griffco calibration cylinders are installed in the suction line to the chemical metering pump. Two isolating valves, (not supplied) must be installed in the suction line as per the drawing below. The top of the cylinder should be vented back to the storage tank or to drain. Fill the cylinder to the top mark then close the valve from the chemical tank. Switch on the chemical feed pump and draw down the chemical in the cylinder for 30 seconds. Switch the pump off. The reading on the left side of the cylinder is a direct readout of USgph. Alternatively, observe the volume withdrawn on the ml scale. To convert to LPH or GPH use this formula:

$$\text{LPH} = (\text{volume} \div \text{draw time}) \times 3.6$$

$$\text{GPH} = (\text{volume} \div \text{draw time}) \times 0.952$$

**Note: Max. cylinder pressure is 15 Feet of water column.**

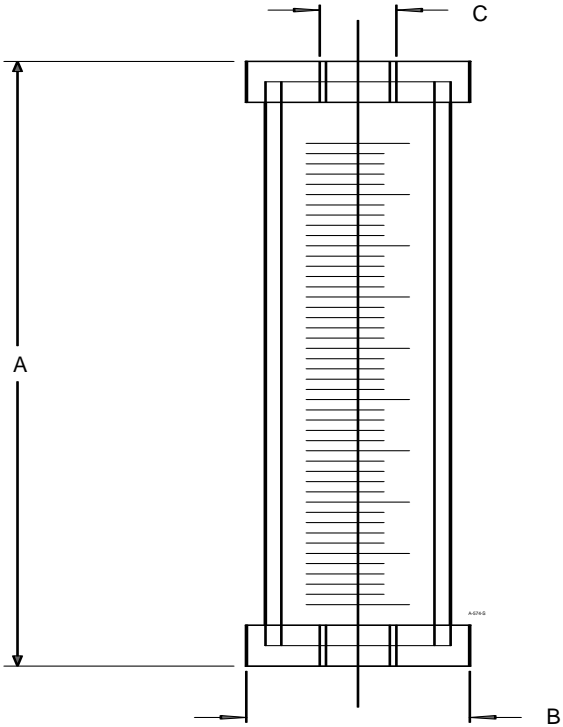
### TYPICAL INSTALLATION



**CALL 1 - 800 - GRIFFCO**

Bulletin # CAL8003-2008R3

## Dimensions:



Capacity (mL)	Size (USgph)	Scale (mL)	A (in)	B (in)	C (in)
30	.95	1	14	1.4	1/4
100	3.2	2	15	2.5	1/2
200	6.4	2	21	2.5	1/2
500	16	5	15	3.5	3/4
1,000	32	5	27	3.5	3/4
2,000	63	10	27	5.0	1
4,000	127	10	39	5.0	1
10,000	320	20	27	9.15	2
20,000	640	20	39	9.15	2

## Codes for Ordering Glass Calibration Cylinders:

### CCG

□□□□□

1

1 = Size

0030 - 30 mL

0100 - 100 mL

0200 - 200 mL

0500 - 500 mL

1000 - 1000 mL

2000 - 2000 mL

4000 - 4000 mL

10000 - 10000mL

20000 - 20000 mL

□

2

2 = End Cap Material

P - PVC

CP - CPVC

PP - Polypro

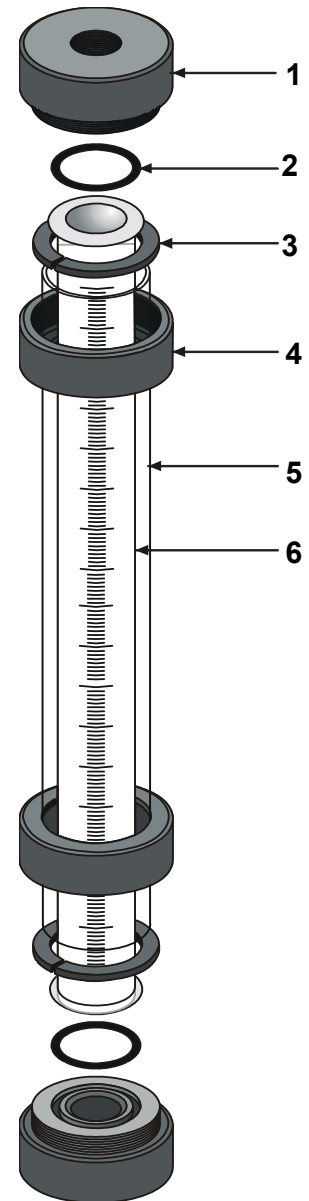
T - PTFE

K - PVDF

M - 316 SS

A - Alloy 20

## Component Drawing:



Ref #	Part # - Size - Mtrl	Description
1	PC-001-____ - __	End Cap
2	PC-002-____ - V	O-Ring <sup>2</sup>
3	PC-003-____ - PVC	Split Ring
4	PC-004-____ - PVC	Nut
5	PC-005-____ - CAB	Shield <sup>1</sup>
6	PC-006-____ - GL	Glass Tube

<sup>1</sup>Shield not available on 10 & 20,000 mL sizes.

<sup>2</sup>Viton O-Ring is standard, other by request.

**When ordering parts please specify size and material code.**